

MUGELLO 5.245m.

## Mugello Racing Weekend

### National GT Challenge

### National GT Challenge Free Practice 1

## Classification

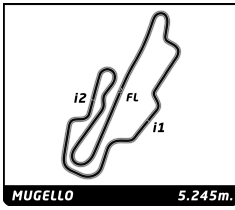
No	Driver	Nat	Team	Car	Cl.	Time	Lap	Total	Gap	Kph
1	7 Danilo PAOLETTI		Team Track & go	Porsche 992 GT3 Cup	GT Cup	<b>1:54.376</b>	6	9	-	- 165.1
2	43 Riccardo ROMAGNOLI		Team Cars Racing	Porsche 992 GT3 Cup	GT Cup	<b>1:55.686</b>	11	11	+1.310	+1.310 163.2
3	23 Luigi GALLO		BESTLAP SPORT	Ferrari 488 Challenge evo	GT Cup	<b>1:55.831</b>	5	9	+1.455	+0.145 163.0
4	13 Adriano VISDOMINI		Next Motorsport	Porsche 991 GT3 Cup	GT Cup	<b>1:58.015</b>	10	10	+3.639	+2.184 160.0
5	11 Stefano INAMA		DP	Ferrari 458	GT Cup Li	<b>1:58.562</b>	4	7	+4.186	+0.547 159.3
6	76 Luciano TARABINI		Autorlando Sport	Porsche 992 GT3 Cup	GT Cup	<b>1:58.662</b>	11	11	+4.286	+0.100 159.1
7	4 Massimo WANCOLLE		Team Cars Racing	Porsche 992 GT3 Cup	GT Cup	<b>2:00.918</b>	6	7	+6.542	+2.256 156.2
8	69 Enzo STENTELLA		BESTLAP SPORT	Ferrari 488 Challenge evo	GT Cup	<b>2:01.153</b>	11	11	+6.777	+0.235 155.9
9	12 Roberto SESTINI		DP	Ferrari 458	GT Cup Li	<b>2:10.501</b>	6	8	+16.125	+9.348 144.7
10	9 Alessandro REVELLO		Team Cars Racing	Porsche 992 GT3 Cup	GT Cup					
11	18 Mauro GUIDETTI		Team Cars Racing	Porsche 991 GT3 Cup	GT Cup					
12	139 *Alex FOX*		FORMULA RACING	Ferrari 296 Challenge	GT X					

**Fastest Lap:** Lap 6 Danilo PAOLETTI 1:54.376 165.1 Kph

Published at: .....

Track Status: **DRY**

<b>Race Director:</b> Antonio CANU	<b>Timekeeper:</b> Andrea RAPI
---------------------------------------	-----------------------------------



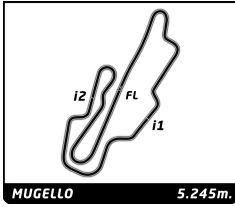
## Mugello Racing Weekend

### National GT Challenge

### National GT Challenge Free Practice 1

### Best Sector Times

Sector 1			Sector 2			Sector 3			Ideal Lap	Best Lap	
Pos	No Driver	Time	No Driver	Time	No Driver	Time	Pos	No Driver			
1	7 D.PAOLETTI	38.752	7 D.PAOLETTI	35.746	7 D.PAOLETTI	39.878	1	7 D.PAOLETTI	1:54.376	1:54.376	(1)
2	43 R.ROMAGNOLI	39.104	23 L.GALLO	36.146	43 R.ROMAGNOLI	40.395	2	43 R.ROMAGNOLI	1:55.686	1:55.686	(2)
3	23 L.GALLO	39.228	43 R.ROMAGNOLI	36.187	23 L.GALLO	40.457	3	23 L.GALLO	1:55.831	1:55.831	(3)
4	11 S.INAMA	39.955	76 L.TARABINI	37.116	13 A.VISDOMINI	40.836	4	13 A.VISDOMINI	1:58.006	1:58.015	(4)
5	13 A.VISDOMINI	40.033	13 A.VISDOMINI	37.137	76 L.TARABINI	41.130	5	11 S.INAMA	1:58.295	1:58.562	(5)
6	76 L.TARABINI	40.416	11 S.INAMA	37.140	11 S.INAMA	41.200	6	76 L.TARABINI	1:58.662	1:58.662	(6)
7	4 M.WANCOLLE	40.683	69 E.STENTELLA	37.824	4 M.WANCOLLE	41.978	7	4 M.WANCOLLE	2:00.598	2:00.918	(7)
8	69 E.STENTELLA	40.844	4 M.WANCOLLE	37.937	69 E.STENTELLA	42.162	8	69 E.STENTELLA	2:00.830	2:01.153	(8)
9	12 R.SEISTINI	43.540	12 R.SEISTINI	41.309	12 R.SEISTINI	44.823	9	12 R.SEISTINI	2:09.672	2:10.501	(9)



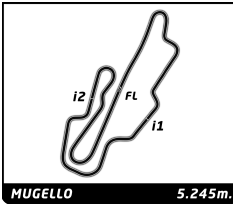
## Mugello Racing Weekend

### National GT Challenge

### National GT Challenge Free Practice 1

### Best Top Speed

No Driver	Team	Class	Top 1		Top 2		Top 3		Top 4		Top 5		Avg	
			Kph	Lap	Kph	Lap	Kph	Lap	Kph	Lap	Kph	Lap		
23	Luigi GALLO	BESTLAP SPORT	GT Cup	<b>265.8</b>	3	265.8	4	265.8	6	264.5	8	263.9	5	265,2
13	Adriano VISDOMINI	Next Motorsport	GT Cup	<b>264.5</b>	10	264.5	6	263.9	8	263.2	9	262.6	5	263,7
69	Enzo STENTELLA	BESTLAP SPORT	GT Cup	<b>263.9</b>	5	261.3	6	261.3	9	260.7	4	260.7	3	261,6
7	Danilo PAOLETTI	Team Track & go	GT Cup	<b>259.5</b>	4	258.9	3	258.2	7	257.6	5	257.6	6	258,4
12	Roberto SESTINI	DP	GT Cup Light	<b>258.9</b>	6	258.2	4	257.6	7	257.0	3	257.0	5	257,7
4	Massimo WANCOLLE	Team Cars Racing	GT Cup	<b>257.6</b>	3	257.0	4	256.4	5	256.4	6	256.4	7	256,8
11	Stefano INAMA	DP	GT Cup Light	<b>257.6</b>	4	257.6	7	254.0	3	241.6	2	219.6	5	246,1
43	Riccardo ROMAGNOLI	Team Cars Racing	GT Cup	<b>257.6</b>	11	257.0	8	255.8	7	255.8	4	255.8	3	256,4
76	Luciano TARABINI	Autorlando Sport	GT Cup	<b>257.6</b>	8	257.0	6	256.4	9	255.8	11	255.2	5	256,4
9	Alessandro REVELLO	Team Cars Racing	GT Cup											
18	Mauro GUIDETTI	Team Cars Racing	GT Cup											
139	"Alex FOX"	FORMULA RACING	GT X											



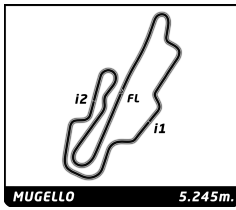
## Mugello Racing Weekend

### National GT Challenge

### National GT Challenge Free Practice 1

### Fastest Lap Sequence

Elapsed	No	Driver	Team	Car	Class	Time	Kph	Lap
6:26.873	43	Ricardo ROMAGNOLI	Team Cars Racing	Porsche 992 GT3 Cup	GT Cup	<b>2:08.376</b>	147.1	2
6:56.628	7	Danilo PAOLETTI	Team Track & go	Porsche 992 GT3 Cup	GT Cup	<b>2:00.538</b>	156.6	2
8:55.636	7	Danilo PAOLETTI	Team Track & go	Porsche 992 GT3 Cup	GT Cup	<b>1:59.008</b>	158.7	3
10:20.115	23	Luigi GALLO	BESTLAP SPORT	Ferrari 488 Challenge evo	GT Cup	<b>1:56.955</b>	161.4	3
10:51.398	7	Danilo PAOLETTI	Team Track & go	Porsche 992 GT3 Cup	GT Cup	<b>1:55.762</b>	163.1	4
12:46.519	7	Danilo PAOLETTI	Team Track & go	Porsche 992 GT3 Cup	GT Cup	<b>1:55.121</b>	164.0	5
14:40.895	7	Danilo PAOLETTI	Team Track & go	Porsche 992 GT3 Cup	GT Cup	<b>1:54.376</b>	165.1	6



# Mugello Racing Weekend

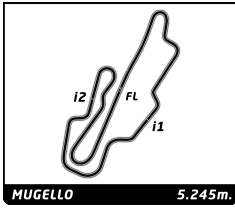
## National GT Challenge

### National GT Challenge Free Practice 1

## Sector Analysis

— Invalidated Lap    ■ Personal Best    ■ Session Best    B Crossing the pit lane

Lap	Time	Sector 1	Sector 2	Sector 3	T.Sp	Elapsed	Lap	Time	Sector 1	Sector 2	Sector 3	T.Sp	Elapsed							
<b>4</b>	<b>Massimo WANCOLLE</b> Team Cars Racing Porsche 992 GT3 Cup						<b>23</b>	<b>Luigi GALLO</b> BESTLAP SPORT Ferrari 488 Challenge eva												
1	5:04.670	3:30.029	46.138	48.503	105.9	5:04.670	1	6:22.262	4:54.334	42.824	45.104	146.3	6:22.262							
2	2:11.950	45.626	42.161	44.163	255.2	7:16.620	2	2:00.898	41.667	37.713	41.518	262.6	8:23.160							
3	2:07.745	43.136	41.149	43.460	257.6	9:24.365	3	1:56.955	39.881	36.546	40.528	265.8	10:20.115							
4	2:06.054	42.060	39.813	44.181	257.0	11:30.419	4	1:57.690	39.565	36.321	41.804	265.8	12:17.805							
5	2:04.709	42.635	39.040	43.034	256.4	13:35.128	5	1:55.831	39.228	36.146	40.457	263.9	14:13.636							
6	2:00.918	41.003	37.937	41.978	256.4	15:36.046	6	4:09.583 B	45.932	44.616	2:39.035	265.8	18:23.219							
7	2:01.255	40.683	38.140	42.432	256.4	17:37.301	7	2:13.858	52.055	39.432	42.371	138.7	20:37.077							
8							8	2:01.152	40.220	38.506	42.426	264.5	22:38.229							
9							9	1:56.858	39.999	36.309	40.550	263.9	24:35.087							
<b>7</b>	<b>Daniilo PAOLETTI</b> Team Track & go Porsche 992 GT3 Cup						<b>43</b>	<b>Riccardo ROMAGNOLI</b> Team Cars Racing Porsche 992 GT3 Cup												
1	4:56.090	3:28.817	43.798	43.475	112.7	4:56.090	1	4:18.497	2:42.602	47.728	48.167	132.7	4:18.497							
2	2:00.538	40.938	37.876	41.724	255.8	6:56.628	2	2:08.376	44.508	40.315	43.553	238.9	6:26.873							
3	1:59.008	39.686	37.976	41.346	258.9	8:55.636	3	2:01.590	41.538	38.112	41.940	255.8	8:28.463							
4	1:55.762	39.310	36.001	40.451	259.5	10:51.398	4	1:59.158	40.536	37.310	41.312	255.8	10:27.621							
5	1:55.121	38.766	35.959	40.396	257.6	12:46.519	5	2:03.051	42.119	38.956	41.976	255.2	12:30.672							
6	1:54.376	38.752	35.746	39.878	257.6	14:40.895	6	1:57.321	39.845	36.731	40.745	255.2	14:27.993							
7	5:05.911 B	38.791	36.138	3:50.982	258.2	19:46.806	7	1:56.518	39.417	36.480	40.621	255.8	16:24.511							
8	2:04.581	47.254	36.178	41.149	148.7	21:51.387	8	4:00.935 B	39.554	39.667	2:41.714	257.0	20:25.446							
9	1:56.591	39.814	36.743	40.034	256.4	23:47.978	9	2:26.375	50.050	47.055	49.270	165.0	22:51.821							
<b>11</b>	<b>Stefano INAMA</b> DP Ferrari 458						<b>69</b>	<b>Enzo STENTELLA</b> BESTLAP SPORT Ferrari 488 Challenge eva												
1	12:47.515	...	47.733	47.319	102.4	12:47.515	1	6:03.222	4:25.190	48.971	49.061	79.1	6:03.222							
2	2:10.476	45.046	41.284	44.146	241.6	14:57.991	2	2:08.701	45.057	40.669	42.975	257.6	8:11.923							
3	2:00.764	40.891	37.856	42.017	254.0	16:58.755	3	2:03.657	42.443	38.350	42.864	260.7	10:15.580							
4	1:58.562	39.990	37.140	41.432	257.6	18:57.317	4	2:02.511	41.402	38.096	43.013	260.7	12:18.091							
5	2:40.768 B	45.767			219.6	21:38.085	5	2:02.041	41.440	38.179	42.422	263.9	14:20.132							
6	2:08.306	49.052	38.054	41.200	145.5	23:46.391	6	2:02.626	41.239	38.765	42.622	261.3	16:22.758							
7	1:59.270	39.955	37.628	41.687	257.6	25:45.661	7	2:01.721	40.988	38.122	42.611	260.1	18:24.479							
<b>12</b>	<b>Roberto SESTINI</b> DP Ferrari 458						<b>76</b>	<b>Luciano TARABINI</b> Autorlando Sport Porsche 992 GT3 Cup												
1	9:08.407	7:19.046	55.743	53.618	112.1	9:08.407	1	4:58.722	3:15.993	49.713	53.016	79.6	4:58.722							
2	2:28.085	50.134	47.463	50.488	232.3	11:36.492	2	2:16.544	46.491	43.697	46.356	242.7	7:15.266							
3	2:14.800	45.202	43.736	45.862	257.0	13:51.292	3	2:18.954 B	43.669			248.8	9:34.220							
4	2:10.795	43.954	41.603	45.238	258.2	16:02.087	4	2:20.179	55.445	40.655	44.079	112.2	11:54.399							
5	2:13.262	46.024	41.868	45.370	257.0	18:15.349	5	2:02.775	41.575	38.673	42.527	255.2	13:57.174							
6	2:10.501	43.540	41.309	45.652	258.9	20:25.850	6	2:05.092	41.816	38.992	44.284	257.0	16:02.266							
7	2:12.514	44.975	42.716	44.823	257.6	22:38.364	7	2:02.852	42.287	38.182	42.383	253.4	18:05.118							
8	2:11.754	44.684	41.730	45.340	234.8	24:50.118	8	2:00.070	41.162	37.340	41.568	257.6	20:05.188							
<b>13</b>	<b>Adriano VISDOMINI</b> Next Motorsport Porsche 991 GT3 Cup						9	2:01.792 B	40.776			256.4	22:06.980	10	2:10.762	50.514	38.197	42.051	145.2	24:17.742
1	4:36.718	2:59.231	48.066	49.421	124.0	4:36.718	11	1:58.662	40.416	37.116	41.130	255.8	26:16.404							
2	2:11.774	45.063	42.083	44.628	257.6	6:48.492														
3	2:04.822	42.252	40.364	42.206	262.0	8:53.314														
4	2:04.473	42.950	38.590	42.933	262.6	10:57.787														
5	2:01.038	41.336	38.327	41.375	262.6	12:58.825														
6	4:02.677 B	40.618	38.309	2:43.750	264.5	17:01.502														
7	2:10.659	49.248	38.517	42.894	173.4	19:12.161														
8	1:59.316	40.701	37.666	40.949	263.9	21:11.477														
9	1:58.148	40.039	37.137	40.972	263.2	23:09.625														
10	1:58.015	40.033	37.146	40.836	264.5	25:07.640														


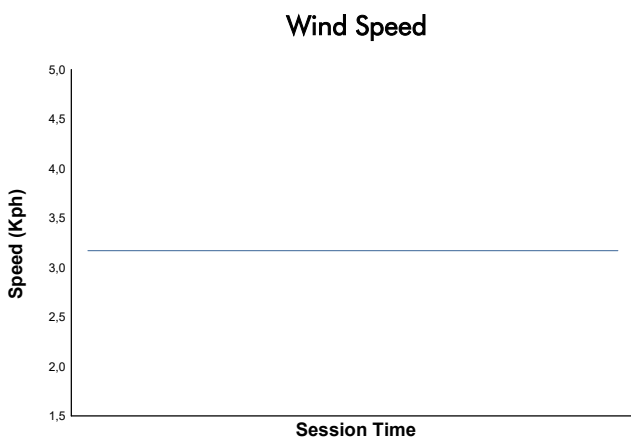
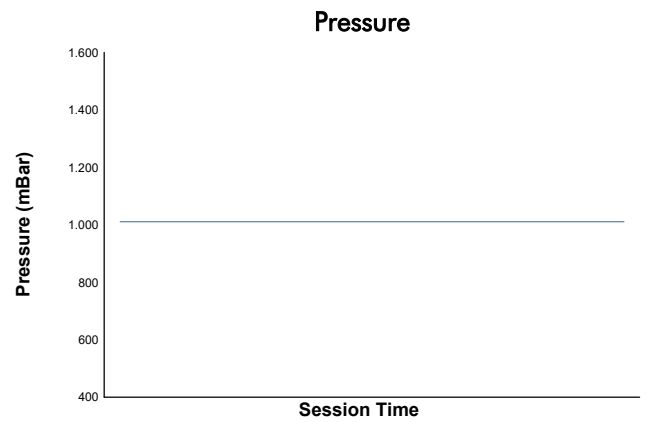
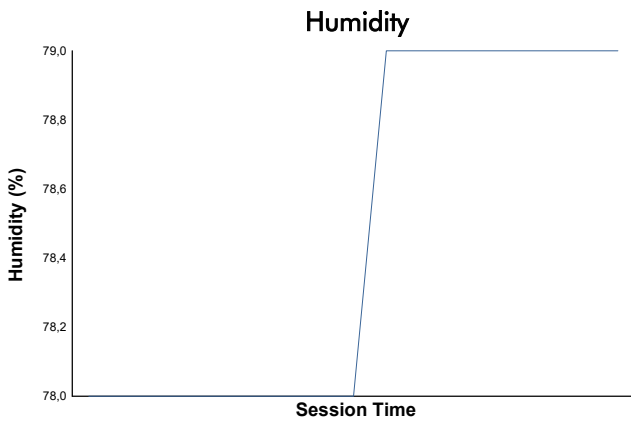
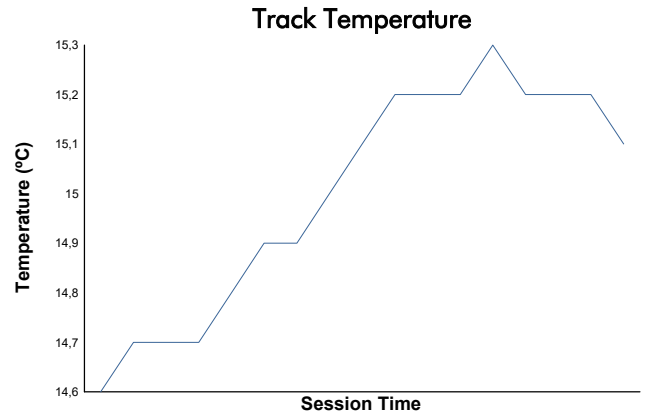
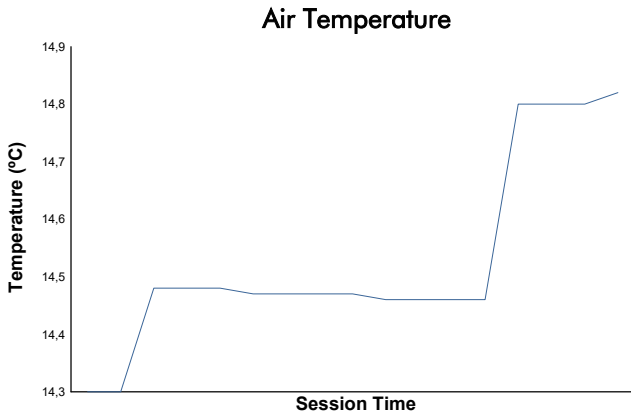


# National GT Challenge

## Mugello Racing Weekend

### National GT Challenge Free Practice 1

#### Weather Report



Track Status: **DRY**